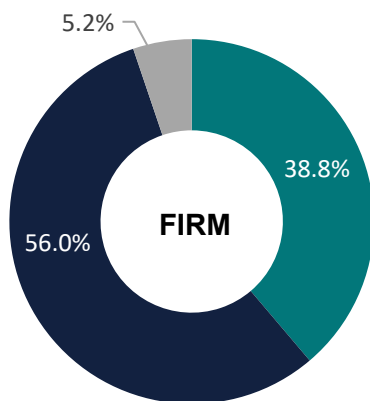


# SRA People Data (2025)

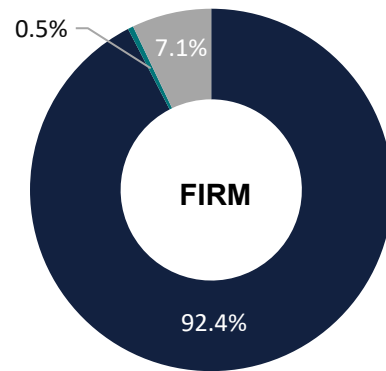
## UK Firmwide Breakdown

### Gender



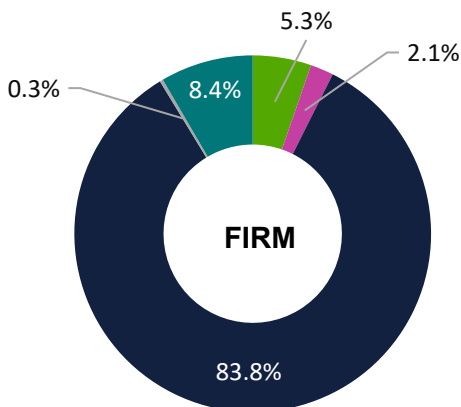
■ Male ■ Female ■ Prefer Not To Say

### Is your gender identity the same as your sex registered at birth?



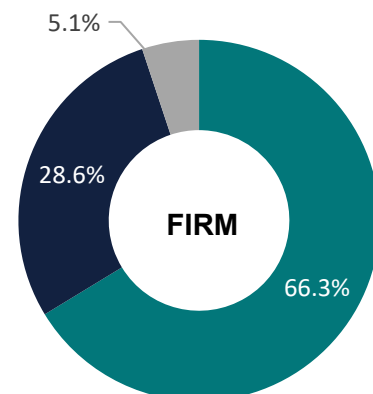
■ Yes ■ No ■ Prefer Not To Say

### Sexual Orientation



■ Lesbian/Gay ■ Bi  
 ■ Heterosexual ■ Other Preferred Description  
 ■ Prefer Not to Say

### Ethnicity



■ White ■ Ethnic Minority ■ Prefer Not to Say

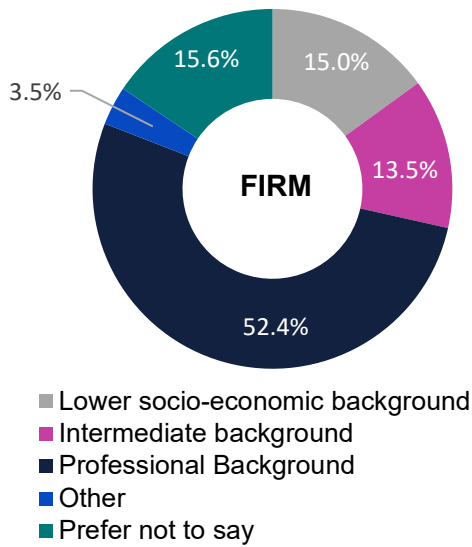
This summary of UK people data is based on the self-identification of partners and employees of Latham & Watkins (London) LLP only.

Self-identification is voluntary; therefore, this summary does not represent the entire population of Latham & Watkins (London) LLP.

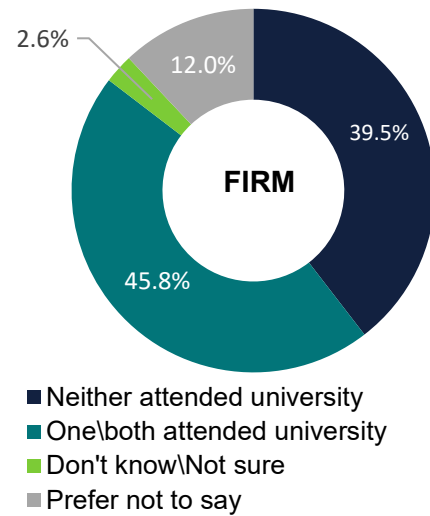
# SRA People Data (2025)

## UK Firmwide Breakdown

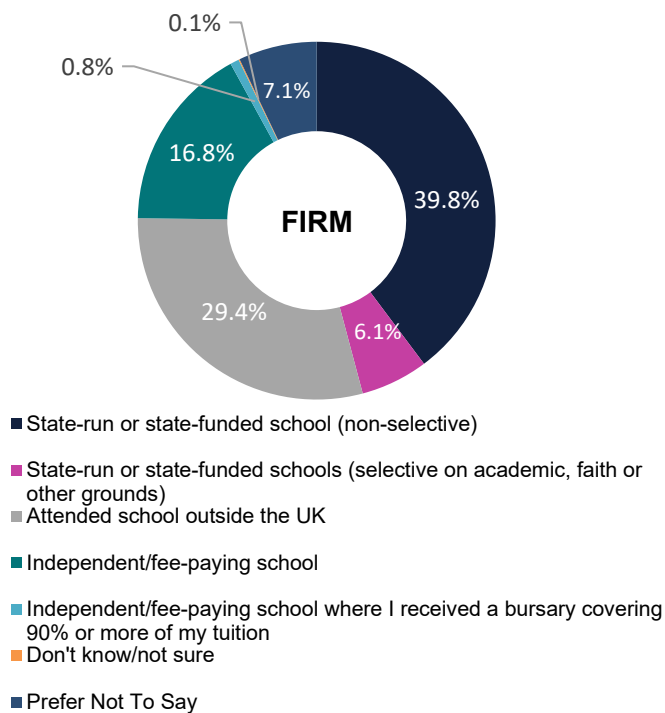
### Parental Occupation



### Parental Qualification



### School Attended



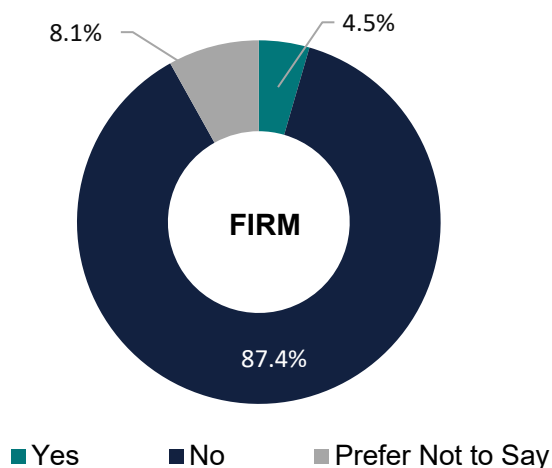
This summary of UK people data is based on the self-identification of partners and employees of Latham & Watkins (London) LLP only.

Self-identification is voluntary; therefore, this summary does not represent the entire population of Latham & Watkins (London) LLP.

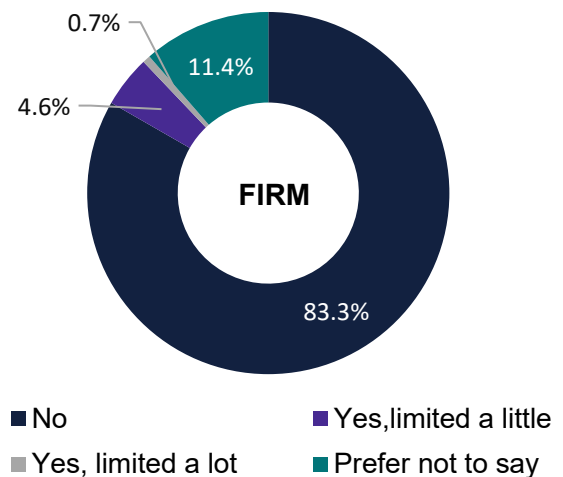
# SRA People Data (2025)

## UK Firmwide Breakdown

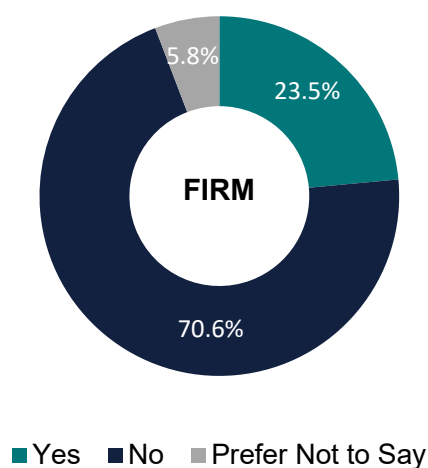
### Disability



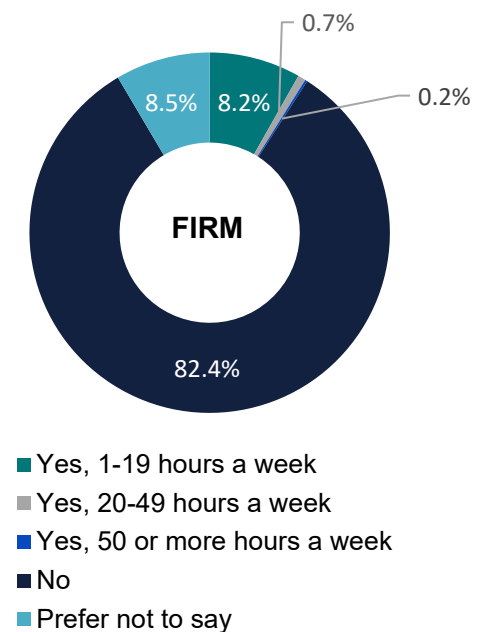
### Are your day-to-day activities limited by your disability or condition?



### Child Caring Responsibilities



### Other Caring Responsibilities



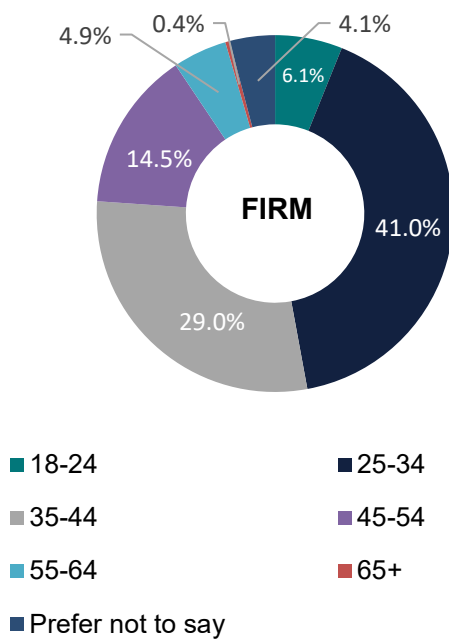
This summary of UK people data is based on the self-identification of partners and employees of Latham & Watkins (London) LLP only.

Self-identification is voluntary; therefore, this summary does not represent the entire population of Latham & Watkins (London) LLP.

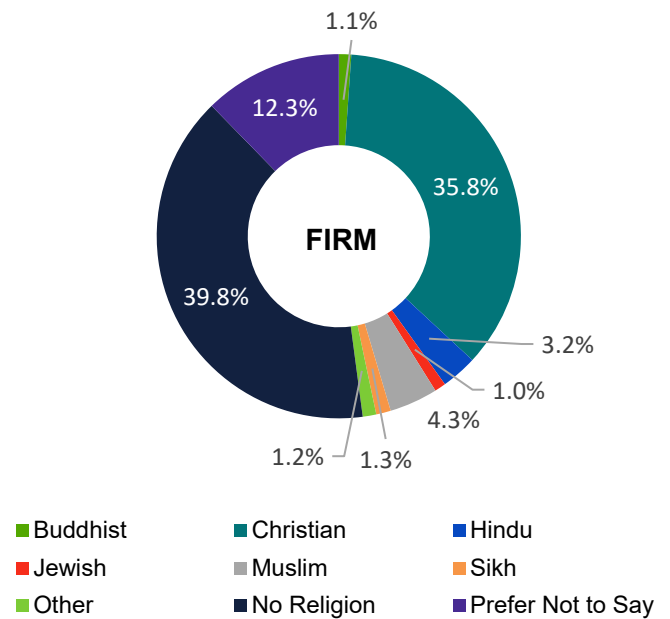
# SRA People Data (2025)

## UK Firmwide Breakdown

### Age



### Religion and Belief



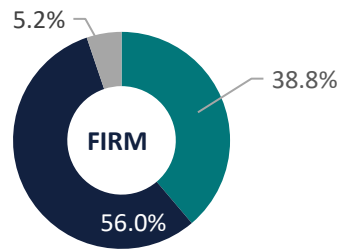
This summary of UK people data is based on the self-identification of partners and employees of Latham & Watkins (London) LLP only.

Self-identification is voluntary; therefore, this summary does not represent the entire population of Latham & Watkins (London) LLP.

# SRA People Data (2025)

## UK Additional Breakdown

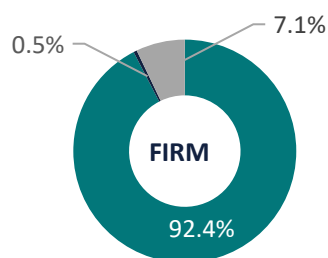
### Gender



■ Male ■ Female ■ Prefer Not To Say

	Partner	Associate / Counsel	Trainees	Business Services
Male	66.7%	44.9%	22.2%	30.1%
Female	29.8%	49.8%	66.7%	64.9%
Prefer Not To Say	3.5%	5.3%	11.1%	5.0%

### Is your gender identity the same as your sex registered at birth?



■ Yes ■ No ■ Prefer Not To Say

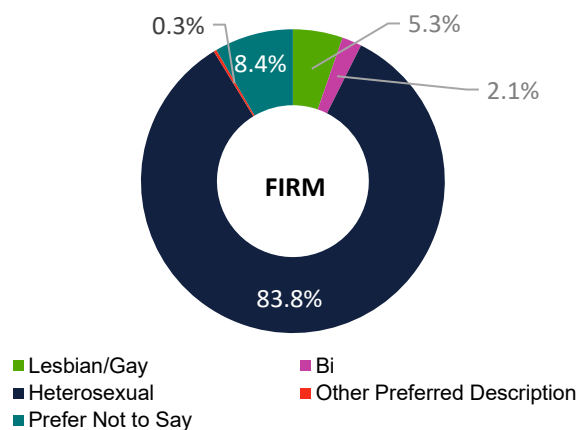
	Partner	Associate / Counsel	Trainees	Business Services
Yes	92.9%	89.6%	89.5%	94.0%
No	0%	1.2%	0%	0.3%
Prefer Not To Say	7.1%	9.2%	10.5%	5.7%

\*Gender is referenced in binary terms of men and women on this page. We recognise employees whose gender is not the same as, or does not sit comfortably with, the sex they were assigned at birth.

# SRA People Data (2025)

## UK Additional Breakdown

### Sexual Orientation

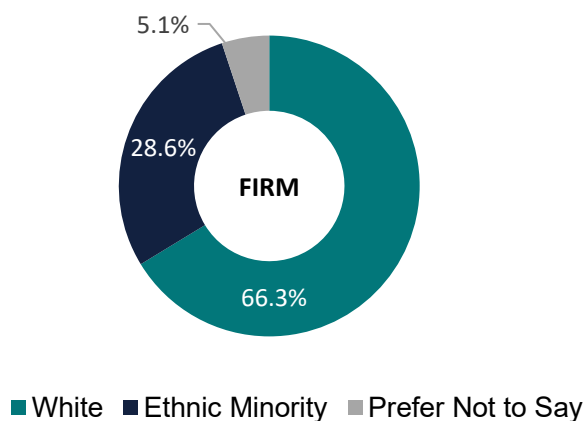


	Partner	Associate / Counsel	Trainee	Business Services
<b>Bi</b>	0.0%	2.2%	2.3%	2.3%
<b>Heterosexual</b>	85.8%	80.9%	81.8%	85.3%
<b>Lesbian/Gay</b>	4.4%	6.8%	2.3%	4.7%
<b>Other Preferred Description</b>	0.0%	0.0%	0.0%	0.4%
<b>Prefer Not To Say</b>	9.7%	10.1%	13.6%	7.2%

# SRA People Data (2025)

## UK Additional Breakdown

### Ethnicity

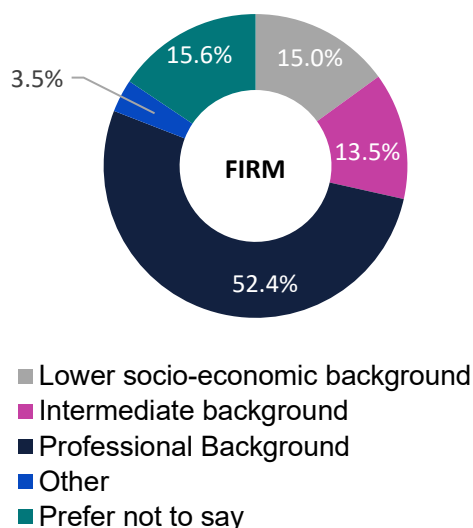


	Partner	Associate / Counsel	Trainees	Business Services
<b>Asian / Asian British</b>	12.3%	19.1%	36.4%	14.0%
<b>Black / Black British</b>	2.6%	4.0%	6.8%	4.5%
<b>Mixed</b>	4.4%	6.1%	6.8%	4.7%
<b>White</b>	73.7%	61.9%	36.4%	70.0%
<b>Other</b>	2.6%	2.5%	4.5%	2.8%
<b>Prefer Not To Say</b>	4.4%	6.5%	9.1%	4.0%

# SRA People Data (2025)

## UK Additional Breakdown

### Parental Occupation



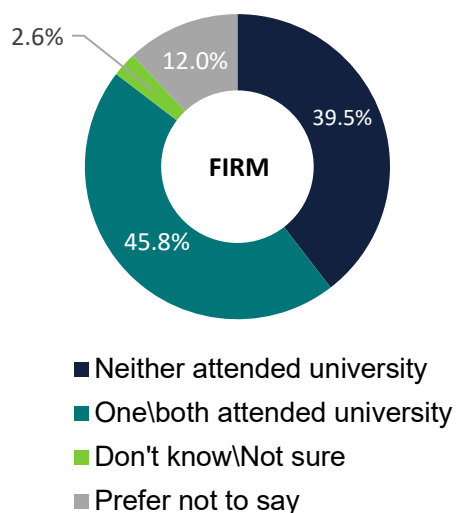
	Partner	Associate / Counsel	Trainee	Business Services
<b>Lower</b>	8.9%	10.5%	5.3%	19.1%
<b>Intermediate</b>	16.1%	14.2%	2.6%	14.0%
<b>Professional</b>	58.9%	56.2%	68.4%	47.9%
<b>Other</b>	5.4%	4.3%	0.0%	3.1%
<b>Prefer Not To Say</b>	10.7%	14.8%	23.7%	16.0%



# SRA People Data (2025)

## UK Additional Breakdown

### Parental Qualification

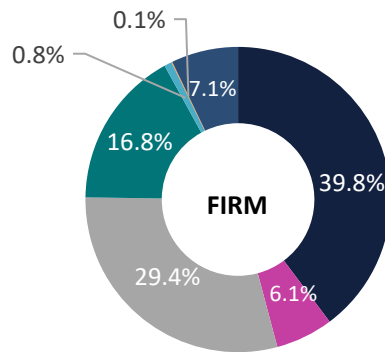


	Partner	Associate / Counsel	Trainee	Business Services
Neither attended university	32.1%	24.7%	21.1%	49.6%
One\both attended university	60.7%	60.5%	65.8%	34.5%
Don't know\Not sure	0.0%	1.2%	0.0%	4.0%
Prefer Not To Say	7.1%	13.6%	13.2%	12.0%

# SRA People Data (2025)

## UK Additional Breakdown

### School Attended



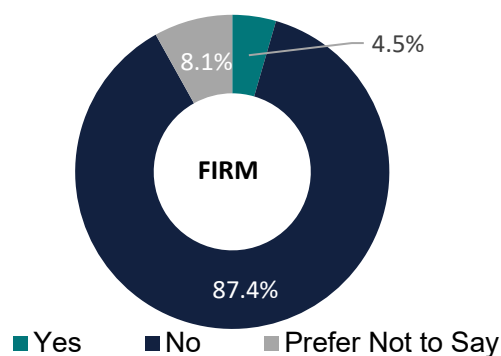
- State-run or state-funded school (non-selective)
- State-run or state-funded schools (selective on academic, faith or other grounds)
- Attended school outside the UK
- Independent/fee-paying school
- Independent/fee-paying school where I received a bursary covering 90% or more of my tuition
- Don't know/not sure
- Prefer Not To Say

	Partner	Associate / Counsel	Trainee	Business Services
Attended school outside the UK	25.5%	46.0%	31.8%	20.2%
Independent/fee-paying school	31.9%	20.2%	22.7%	11.2%
Independent/fee-paying school where I received a bursary covering 90% or more of my tuition	1.1%	0.4%	0.0%	1.1%
State-run or state-funded school (non-selective)	28.7%	21.3%	29.5%	53.8%
State-run or state-funded schools (selective on academic, faith or other grounds)	6.4%	4.4%	2.3%	7.3%
Don't know/not sure	0.0%	0.0%	0.0%	0.2%
Prefer Not To Say	6.4%	7.7%	13.6%	6.2%

# SRA People Data (2025)

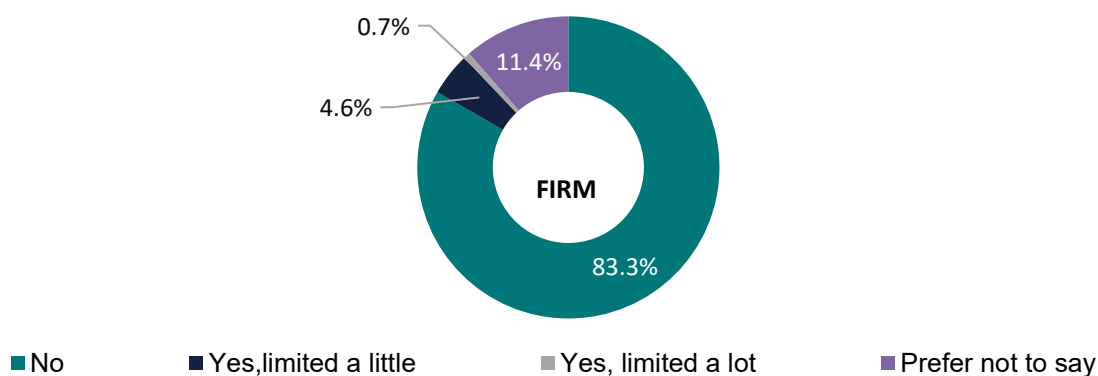
## UK Additional Breakdown

### Disability



	Partner	Associate / Counsel	Trainees	Business Services
Yes	0.9%	3.6%	11.4%	5.3%
No	93.8%	87.1%	70.5%	87.7%
Prefer Not To Say	5.4%	9.4%	18.2%	7.0%

### Are your day-to-day activities limited by your disability or condition?

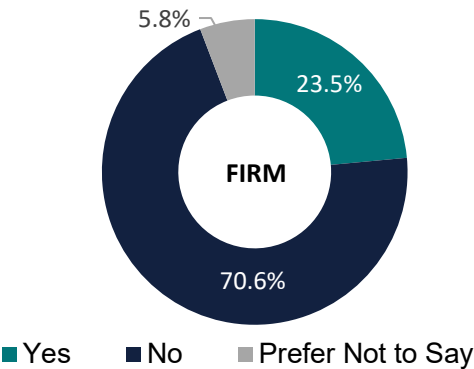


	Partner	Associate / Counsel	Trainees	Business Services
No	87.5%	82.1%	76.3%	84.0%
Yes, limited a little	1.8%	3.1%	2.6%	6.0%
Yes, limited a lot	0.0%	0.6%	0.0%	0.9%
Prefer Not To Say	10.7%	14.2%	21.1%	9.1%

# SRA People Data (2025)

## UK Additional Breakdown

### Child Caring Responsibilities

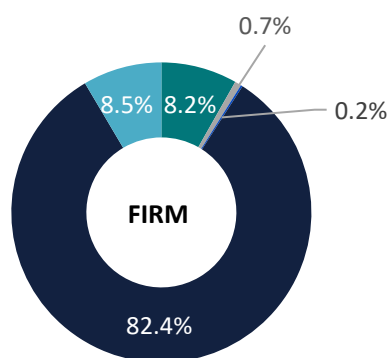


	Partner	Associate / Counsel	Trainee	Business Services
Yes	43.6%	10.3%	0.0%	29.5%
No	52.1%	82.7%	88.6%	65.6%
Prefer Not To Say	4.3%	7.0%	11.4%	4.9%

# SRA People Data (2025)

## UK Additional Breakdown

### Other Caring Responsibilities



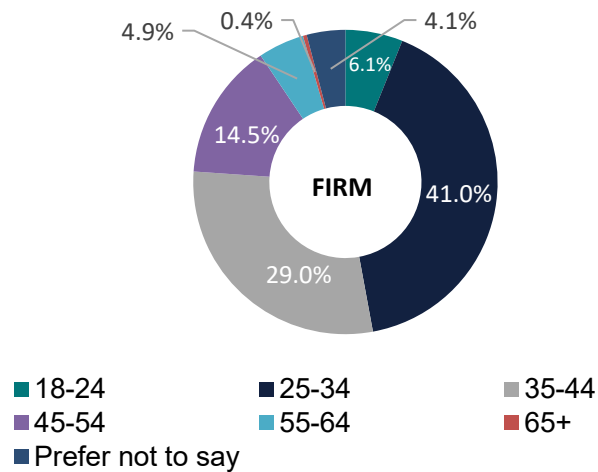
- Yes, 1-19 hours a week
- Yes, 20-49 hours a week
- Yes, 50 or more hours a week
- No
- Prefer not to say

	Partner	Associate / Counsel	Trainee	Business Services
Yes, 1-19 hours a week	9.6%	4.8%	2.3%	10.5%
Yes, 20-49 hours a week	1.1%	0.0%	2.3%	0.9%
Yes, 50 or more hours a week	0.0%	0.0%	0.0%	0.4%
No	81.9%	85.3%	81.8%	80.9%
Prefer Not To Say	7.4%	9.9%	13.6%	7.3%

# SRA People Data (2025)

## UK Additional Breakdown

### Age

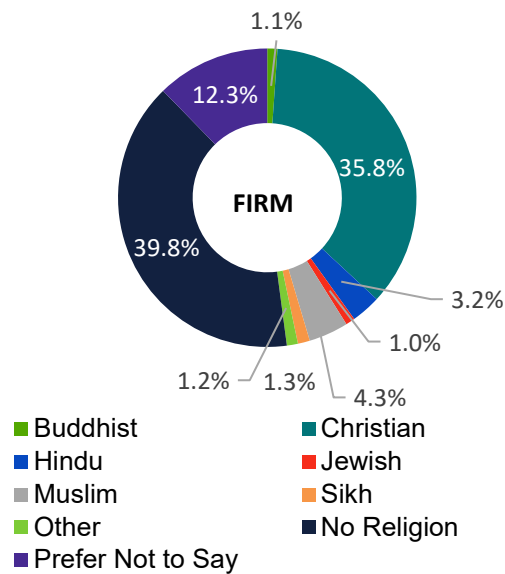


	Partner	Associate / Counsel	Trainees	Business Services
16-24	0.0%	0.0%	40.0%	7.9%
25-34	0.9%	70.9%	53.3%	31.6%
35-44	52.6%	22.1%	0.0%	30.1%
45-54	33.3%	1.4%	0.0%	19.2%
55-64	9.6%	0.4%	0.0%	6.9%
65+	0.0%	0.0%	0.0%	0.8%
Prefer Not To Say	3.5%	5.3%	6.7%	3.3%

# SRA People Data (2025)

## UK Additional Breakdown

### Religion and Belief

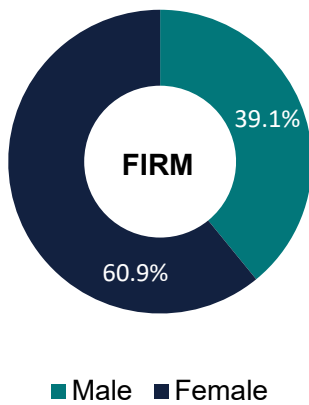


	Partner	Associate / Counsel	Trainee	Business Services
<b>No Religion</b>	41.1%	41.7%	27.3%	39.4%
<b>Buddhist</b>	0.9%	0.4%	2.3%	1.3%
<b>Christian</b>	42.9%	30.9%	29.5%	37.7%
<b>Hindu</b>	3.6%	4.0%	4.5%	2.6%
<b>Jewish</b>	3.6%	1.1%	2.3%	0.2%
<b>Muslim</b>	0.0%	2.2%	15.9%	5.5%
<b>Sikh</b>	0.0%	0.7%	0.0%	1.7%
<b>Other</b>	0.0%	0.7%	0.0%	1.5%
<b>Prefer Not To Say</b>	8.0%	18.3%	18.2%	10.2%

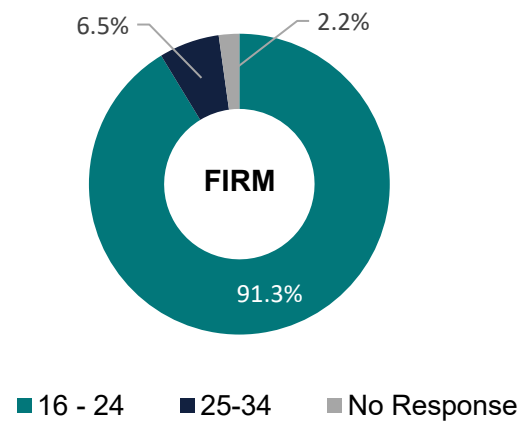
# SRA People Data (2025)

## UK Future Trainee Solicitor

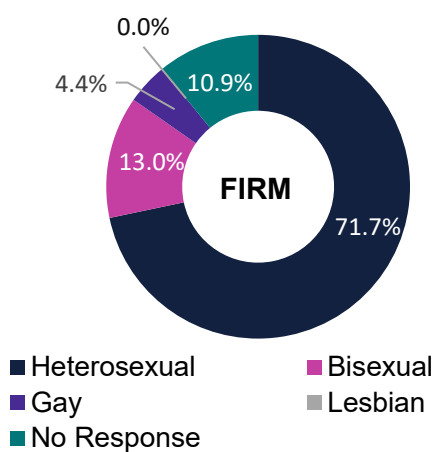
### Gender



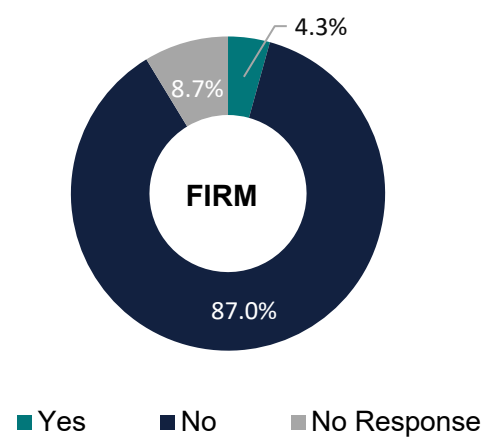
### Age



### Sexual Orientation



### Disability

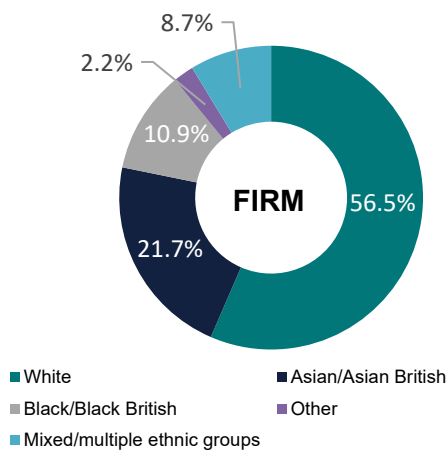




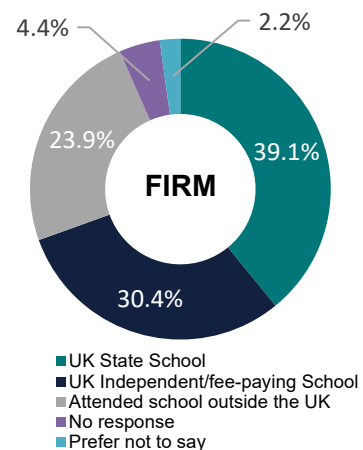
# SRA People Data (2025)

## UK Future Trainee Solicitor

### Ethnicity



### School Attended



### University: No parent or guardian had attended university

